

COMPOSITE TRIPLE GLAZED DOOR TRADE PRICE LIST ORDER FORM



Contact Name: Date:

Acc No: Ref:

Req. by: Please allow 10 days from confirmation of order

Company Name:

Address:

.....

Postcode:

Telephone No: Signed:

Fax to: 0121 325 2113

You may need to make a payment All Major card accepted.

For further information please call 0121 325 2100 (ask for Composite Door office)

1 Composite Door (CD) (FOR DOOR COMBINATIONS = PAGE 2)

 <input type="checkbox"/> Twin Tops Glass diamond colour <input type="checkbox"/> Red (7R) <input type="checkbox"/> Black (7BK) <input type="checkbox"/> Blue (7B) <input type="checkbox"/> Green (7G)	 <input type="checkbox"/> Half Moon Glass diamond colour <input type="checkbox"/> Red (3R) <input type="checkbox"/> Black (3BK) <input type="checkbox"/> Blue (3B) <input type="checkbox"/> Green (3G)	 <input type="checkbox"/> Moon/Mid Glass diamond colour <input type="checkbox"/> Red (3R&4R) <input type="checkbox"/> Black (3BK&4BK) <input type="checkbox"/> Blue (3B&4B) <input type="checkbox"/> Green (3G&4G)	 <input type="checkbox"/> Dual Glazed Twin Vertical Glass diamond colour <input type="checkbox"/> Red (1R) <input type="checkbox"/> Black (1BK) <input type="checkbox"/> Blue (1B) <input type="checkbox"/> Green (1G)	 <input type="checkbox"/> Dual Glazed Eyebrow Glass diamond colour <input type="checkbox"/> Red (1R) <input type="checkbox"/> Black (1BK) <input type="checkbox"/> Blue (1B) <input type="checkbox"/> Green (1G)	 <input type="checkbox"/> Dual Glazed Twin Arch Glass diamond colour <input type="checkbox"/> Red (1R) <input type="checkbox"/> Black (1BK) <input type="checkbox"/> Blue (1B) <input type="checkbox"/> Green (1G)	 <input type="checkbox"/> Twin Tops/Mid Glass diamond colour <input type="checkbox"/> Red (7R&4R) <input type="checkbox"/> Black (7BK&4BK) <input type="checkbox"/> Blue (7B&4B) <input type="checkbox"/> Green (7G&4G)
--	--	--	--	--	--	---

2 External Colour (EC) (Internal colour white only)

Door Slab Colour (EC) White (WH) Red (RE) Green (GR) Blue (BU) Black (BL)

Golden Oak (1 side) (GO) Both Sides Rosewood (1 side) (RW) Both Sides

3 Frame External Colour (FC) (Internal colour white only)

Door Outer Frame Colour (FC) White (WH) Green (GR) Blue (BU)

Golden Oak (GO) Both Sides Rosewood (RW) Both Sides

4 Hardware Colour (HW) (Hinges White)

Gold (G) Chrome (C) White (WH) Black (B) Satin Chrome (SC)

5 Size Information (SI)

<p>Viewed from the Outside Overall sizes including Add Ons & Cills if required</p> <p>Overall Width <input type="text"/> mm</p> <p>Overall Height <input type="text"/> mm</p> <p>Open In <input type="checkbox"/></p> <p>Hinged Left <input type="checkbox"/></p> <p>Open Out <input type="checkbox"/></p> <p>Hinged Right <input type="checkbox"/></p>	<p>Frame Add Ons Extra cost</p> <table border="1"> <tr> <td>15mm (T15)</td> <td>25mm (T25)</td> <td>40mm (T40)</td> <td>Top</td> </tr> <tr> <td><input type="checkbox"/></td> <td><input type="checkbox"/></td> <td><input type="checkbox"/></td> <td></td> </tr> <tr> <td>(L15)</td> <td>(L25)</td> <td>(L40)</td> <td>Left</td> </tr> <tr> <td><input type="checkbox"/></td> <td><input type="checkbox"/></td> <td><input type="checkbox"/></td> <td></td> </tr> <tr> <td>(R15)</td> <td>(R25)</td> <td>(R40)</td> <td>Right</td> </tr> <tr> <td><input type="checkbox"/></td> <td><input type="checkbox"/></td> <td><input type="checkbox"/></td> <td></td> </tr> </table>	15mm (T15)	25mm (T25)	40mm (T40)	Top	<input type="checkbox"/>	<input type="checkbox"/>	<input type="checkbox"/>		(L15)	(L25)	(L40)	Left	<input type="checkbox"/>	<input type="checkbox"/>	<input type="checkbox"/>		(R15)	(R25)	(R40)	Right	<input type="checkbox"/>	<input type="checkbox"/>	<input type="checkbox"/>		<p>PVCu Cill Extra cost</p> <table border="1"> <tr> <td>85mm (CI85)</td> <td>150mm (CI150)</td> <td>180mm (CI180)</td> </tr> <tr> <td><input type="checkbox"/></td> <td><input type="checkbox"/></td> <td><input type="checkbox"/></td> </tr> <tr> <td colspan="3"><input type="checkbox"/> No Cill</td> </tr> </table> <p>Aluminium part M compliant low threshold</p>	85mm (CI85)	150mm (CI150)	180mm (CI180)	<input type="checkbox"/>	<input type="checkbox"/>	<input type="checkbox"/>	<input type="checkbox"/> No Cill			<p>Threshold (TH)</p> <p><input type="checkbox"/> Alu (STD)</p> <p><input type="checkbox"/> PVC Frame (PVC)</p>
15mm (T15)	25mm (T25)	40mm (T40)	Top																																	
<input type="checkbox"/>	<input type="checkbox"/>	<input type="checkbox"/>																																		
(L15)	(L25)	(L40)	Left																																	
<input type="checkbox"/>	<input type="checkbox"/>	<input type="checkbox"/>																																		
(R15)	(R25)	(R40)	Right																																	
<input type="checkbox"/>	<input type="checkbox"/>	<input type="checkbox"/>																																		
85mm (CI85)	150mm (CI150)	180mm (CI180)																																		
<input type="checkbox"/>	<input type="checkbox"/>	<input type="checkbox"/>																																		
<input type="checkbox"/> No Cill																																				




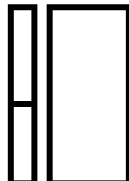
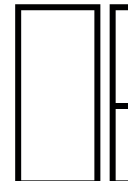
6 Extras (EX)

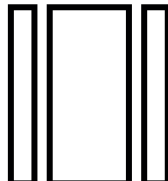
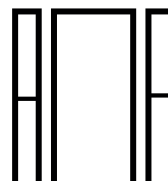
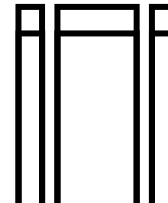
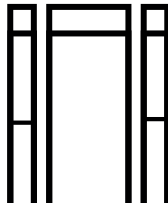
<input type="checkbox"/> Urn Knocker (fitted) (UK)	<input type="checkbox"/> Urn Knocker With Viewer (not fitted) (UKV)	<input type="checkbox"/> Slimline Knocker (SK)	<input type="checkbox"/> Slimline Knocker With Viewer (not fitted) (SKV)	<input type="checkbox"/> Door Viewer (not fitted) (DV)	<input type="checkbox"/> Security Chain (not fitted) (SC)	<input type="checkbox"/> Letter Plate (LP)	<input type="text"/> <input type="text"/> <input type="text"/> <input type="text"/> <input type="text"/> <input type="text"/> Numerals (not fitted) (NU 0-9)	<input type="checkbox"/> Lever/Pad (LPD)
--	---	--	--	--	---	--	--	--

TRIPLE GLAZED COMPOSITE DOOR

TRADE PRICE LIST

7 Composite Door Side Screen Combinations Unglazed (CDSS)

<input type="checkbox"/> (T) Top Light	<input type="checkbox"/> (L) Side Screen	<input type="checkbox"/> (R) Side Screen	<input type="checkbox"/> (LM) Side Screen / Mid Rail	<input type="checkbox"/> (RM) Side Screen / Mid Rail
				
1. Door Price Woodgrain	2. Door Price Woodgrain	3. Door Price Woodgrain	4. Door Price Woodgrain	5. Door Price Woodgrain

<input type="checkbox"/> (LR) Side Screens	<input type="checkbox"/> (LRM) Side Screen / Mid Rail	<input type="checkbox"/> (LRT) Side Screen / Top Light	<input type="checkbox"/> (LRTM) Side Screen / Mid Rail / Top Light
			
6. Door Price Woodgrain	7. Door Price Woodgrain	8. Door Price Woodgrain	9. Door Price Woodgrain

All sidepanels & toplights are unglazed






Transom Height if required (measured from top)

Additional Delivery charge may apply

collection

Notes:

8 Composite Side Slab (CSS)

<input type="checkbox"/> (SO) Side Slab Solid	<input type="checkbox"/> (TV) Side Slab / Top Rec inc cassette	<input type="checkbox"/> (EYL) Side Slab / Top L Eye inc cassette	<input type="checkbox"/> (EYR) Side Slab / Top R Eye inc cassette	<input type="checkbox"/> (TA) Side Slab / Top Arch inc cassette
				
White Price Colour/WG	White Price Colour/WG	White Price Colour/WG	White Price Colour/WG	White Price Colour/WG
Min Width = 428mm Max Width = 436mm (Including frame)	Any Std. Glass Incl. Glass design (see page1)	Any Std. Glass Incl. Glass design (see page1)	Any Std. Glass Incl. Glass design (see page1)	Any Std. Glass Incl. Glass design (see page1)

Acc No: Ref: Company Name:.....

Address:

.....Postcode:

Phone: Signed:

Fax to
0121 325 2113

You may need to make a payment.
All major cards accepted.

For further information
please call 0121 325 2100
(ask for Door Factory)

